



LANDSCAPING

Shrubbery – plan with privacy & security in mind

- DO NOT block visibility
- Trim from the bottom up
- Prune low limbs on large trees
- Use environmental defensive shrubs that are prickly

House numbers - make visible from the street

Mailboxes – use 2" reflective numbers



Fences – secure to avoid easy access to rear of home

Lawn & Work Equipment – secure in a shed or away from easy access to be used against you

Additional Security

WINDOWS

- Pins, Key locks, Dowels

SLIDING GLASS DOORS

- Pins, Metal crossbars, Block the track, Screw in the Track

GARAGE & SHEDS

- Lock with deadbolt or a case hardened padlock
- Put curtains in windows
- Use a multi-frequency garage door opener

ALARMS

- Inquire on the equipment
- Inquire on dispatch procedures
- **USE IT**


DeKalb Police Department



1960 W. Exchange Place
Tucker, Georgia 30084
770-724-7600
EMERGENCIES: **911**

Safety

At Home



a Closer Look



**DeKalb County
Police Department
Crime Prevention**

911



WHAT DOES IT MEAN TO BE Safe @ Home

Webster's Dictionary defines the following:

Safe – adj., Secure from harm, danger or evil

Home – adj., An environment affording security and happiness

Secure - adj., To guard from danger, harm, or risk of loss

The 3 L's of Home Security

1. Locks

2. Lighting

3. Landscaping

LOCKS

Types of Deadbolt Locks

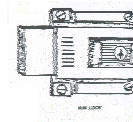
Single Cylinder > can be opened from the inside with a thumb knob

Double Cylinder > key operated on both sides


- Do not leave the key in the lock
- Keep the key where it is not visible from the outside



Rim Lock > 1" deadbolt lock which is installed on the inside surface of the door

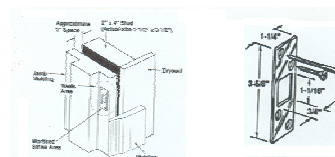


"Jimmy-Proof" Rim Lock > vertical deadbolt also installed on the inside surface of the door (double or french doors)



Strike Plates – Heavy duty suggested to reinforce the deadbolt

- Use long screws (2-3") to secure to the stud



LIGHTING

Exterior – good lighting is important, particularly when the yard area is obscured by high non-removable shrubbery.

Motion Sensor Lighting > activated by sensed motion

- Timer > set times by owner for on and off
- Photo-electric cell > turn on automatically at dusk & off at dawn

Interior – should give the appearance of occupancy at any given time

- Timers > use on lights and televisions
- Accent Lighting with sound > set radios to talk stations with low volume

